

TITAN II



*Titan II shown with optional equipment

Strength and Good Looks

Glaval Bus' TITAN II payload is a quiet, comfortable, durable steel frame ride for a variety of shuttle services. With a full range of floor plans for up to 21 passengers, the TITAN II is versatile, economical and flexible enough to suit a wide variety of applications for the mid-size buses in your fleet.

Built with a 6.6L Duramax Diesel or 6.0L gas engine and combined with "Steel-Safe" construction, the TITAN II delivers durability and strength. Passenger compartments are surrounded by ribs of steel, and then covered with a galvanneal steel skin for additional safety to ensure your passengers travel in solid, quiet comfort.

Clean style with reliable, rugged synergistic design and an interior put together with remarkable fit & finish. The result is a vehicle that is built to last and compliments the reputation and image of its owner and operator.

"Steel-Safe" construction wraps passengers in strength and comfort. The subfloor of welded square tube steel is covered with 5/8" pressure-treated MarineTech plywood. A welded steel cage

**Altoona
Tested**

5 Years/150,000 Miles

Pending

frame is filled with solid-block dense foam insulation and vacuum-laminated to a galvanneal steel exterior skin

and an interior wall of vinyl-covered lauan for the side and rear walls that give you the durability and strength you need. Glaval buses have a 5 year/100,000 mile limited warranty.

Specifications

Chassis	GMC G-Cutaway
On Wheelbase	159"
Engine	6.6L Duramax Diesel or 6.0L Gas
Transmission	4 speed with Overdrive
Tires	Wide Profile Radial
Exterior Height	114"
Exterior Width	96"
Interior Height	78"
Interior Width	92"
Length	22'/24'
GVWR	12,300

OVERLAND

CUSTOM COACH (2007) INC.



*Specifications subject to change without notice

TITAN II

Standard Features

General Motors G-Cutaway

- 6.6L Duramax Diesel or 6.0L Gas Vortec V-8
- 145 Amp Alternator (Single)
- Side Mounted 33 Gallon Fuel Tank
- Automotive Air (R134A)
- Four-Wheel Anti-Lock Brakes
- Dual Batteries
- Dual Electric Horns
- Power Steering
- Cruise Control
- Fast Idle
- Tilt Steering
- Intermittent Wipers
- Driver's Air Bag
- Dual Rear Wheels
- Radial Tires
- Chrome Grille
- AM/FM/CD Player w/4 Speakers
- Engine Alarm/Shutdown
- Rear Stabilizer Bar
- 4 Speed w/ Overdrive Transmission
- OEM Driver's Seat

Conversion

- Single-Piece Vacuum-Laminated Structural Panel Assembly Including Steel Frame, Dense Foam Insulation, Galvanneal Steel Exterior and Grey Vinyl-Coated Luan Interior Panels
- Galvanized Step Well
- 5/8" Pressure-Treated MarineTech Plywood Flooring
- Flooring, Gray Koroseal Ribbed Center; Smooth Under Seats
- Fiberglass Front Cap and ABS Rear Cap
- 32" x (22" or 46") Windows w/T-Slides
- Full View Curb Window
- Non-Rusting, Manual Double Entry Door
- Track Seating

Electrical

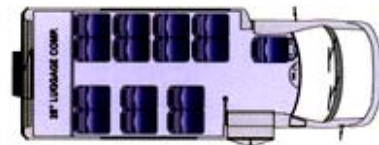
- Electrical Panel
- Circuit Breakers
- Stepwell Lights

Exterior

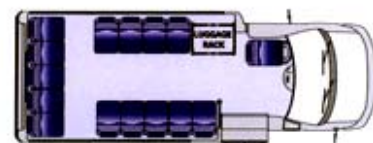
- White Exterior
- Fiberglass Composite Roof
- Side-Mounted Rear View Mirrors
- Rear Center Brake Light
- Front Chrome Bumper
- Rear Bumper, Powder Coated Steel
- Rear Mud Flaps
- Exterior Rub Rails
- Galvanized Steel Wheel Wells
- Undercoating w/Warranty
- Window Drip Rail
- Front End Alignment

Interior

- Modesty Panel, Curb Side
- Stainless Steel Stanchion, Curb Side



14 passengers plus driver with luggage area.



14 passengers plus driver with luggage rack.

Popular Options

Chassis

- Block Heater
- Exhaust (Roadside Std.) Curb Side or Rear Opt.
- Hour Meter
- Hubodometer
- Jack and Lug Wrench
- MorRyde® Suspension
- Rear Step Bumper
- Romeo Rim Bumper (Rear)
- Spare Tire
- Stainless Steel Wheel Inserts
- Telma Retarder
- Rear Tow Hooks
- Slide-Out Battery Tray
- Exhaust, Rear
- Front Mud Flaps
- Anti-Ride Bumper
- Chrome Exhaust Deflector

Climate Control

- 40,000 - 98,000 BTU Air Conditioning - Carrier
- 35,000 BTU Heater
- 65,000 BTU Heater
- Ducted Air System

Electrical

- 200/170 Amp Alternator
- AM/FM/CD/Cassette w/Page and 4 Speakers
- Defrost Fan
- Destination Sign, Single
- Destination Sign, Multiple
- Dome Lights, Door Activated
- Door Ajar Buzzer and Light
- 8D Battery w/Slide-Out Tray
- PA System
- 12V Fluorescent Light
- Side Directional Lights
- Additional Speakers
- Mirrors, Exterior Remote Heated
- Two-Way Radio Prep
- TV/VCP Package

Exterior

- Electric Door, 30" w/Ext. Key Switch
- Electric Door, 40" w/Ext. Key Switch
- Door, 40" Manual Entry
- Door, Rear Exit without Window
- Door, Rear Exit w/1 Window
- Door, Rear Exit w/2 Windows
- Driver's Aluminum Running Board
- Painted, Galvanneal Steel Skin Roof
- Stepwell, Stainless Steel
- Underbelly Steel
- Galvanized Floor
- Galvanized, All Structure
- Locking Fuel Door
- Solid "Bonded" Window
- Solid Standard Window

Exterior Paint

- Custom Paint/Custom Graphic
- Painted Wheel Rims
- Various Graphics Packages
- Std. Blackout Windows
- Full Blackout Windows
- Painted Skirt

Paratransit

- ADA Lighting (Lift and Door)
- ADA Signs
- Belt Storage Box
- Interlock System
- Padding Kit
- Surlok Tiedowns
- Surlok Retractor System
- Q-Straint Tiedowns
- Q-Straint Retractor System
- Lift Package, Braun Front*
- Lift Package, Braun Rear*
- Lift Package, Ricon Front*
- Lift Package, Ricon Rear*
- *Includes: Doors: Lift; Park Interlock; ADA Signs; Door Activated Lift and Entrance Lighting, Rear Exhaust (Rear or Roadside Exhaust Required on Rear Lift Models.)


Safety

- Backup Alarm
- Escape Hatch, Standard
- Escape Hatch, Deluxe
- Exit Window Alarm
- Hand Rail, Entrance (Right Hand)
- Hand Rails, Overhead
- Mirror, 9" Round Convex
- Mirror, Cross View
- Mirror, Interior (6"x16")

- Triangles
- Additional Emergency Egress Window
- Fresnal Lens
- Safety Package: Extinguisher; FA Kit; Triangles; Backup Alarm
- Manual Seat Belts
- Retractable Seat Belts
- Drive Cam System



14 passengers plus 2 wheelchairs and driver.



14 passengers plus 2 wheelchairs and driver.

Interior

- Carpeted Walls
- Ceiling Feature Panel and Modesty Panel Treatment
- Koroseal Flooring Color Choice
- Seating: Freedman, Various Fabric Levels Available
- Driver's Seat

Luggage/Storage

- Interior Luggage Racks (Various Sizes)
- Overhead Luggage Racks w/Lights
- Rear Luggage Compartment
- Moveable Luggage Wall Package
- Front Glove Box
- Cargo Net



16 passengers plus driver with luggage area.



20 passengers plus driver.

Floor plans shown are only a few of the designs available. Due to continuous improvement and market changes, specifications and options subject to change without notice.

OVERLAND

CUSTOM COACH (2007) INC.

Contact:

Overland Custom Coach (2007) Inc.
R.R. #2, 21051 Missouri Rd.
Thorndale, Ontario N0M 2P0
Phone: (519) 461-1140 Fax: (519) 461-0523
www.overlandcustomcoach.com