

PRIMETIME™

350 Series



*Primetime shown with optional chrome wheel covers

Step up to a Better Value

The PRIMETIME, with its narrow body and dual rear wheels gives you a quality-built steel-safe people mover that is safer than a 15-passenger van at a price that makes good business sense.

Glaval's quality fit and finish, white galvanized steel skin walls, "steel-cage" construction surrounding passenger compartments with ribs of steel, undercoating and foamed-in insulation make the PRIMETIME durable enough to withstand years of tough street conditions, yet quiet and comfortable enough to keep your passengers happy. The result is a vehicle that compliments the reputation and image of its owner and operator.

Glaval Bus prides itself on being a long time participant in providing paratransit transportation. When ADA equipment is required, a versatile range of wheelchair lifts, tie-down restraints and options are available.

Flexible luggage storage options, electronic packages, such as TV and monitors, A/C choices and heaters, plus a wide selection of interior designs and seating choices ensure your patrons travel in solid, quiet comfort. All with no CDL required.

"Steel-Safe" construction wraps passengers in strength and comfort. The subfloor of welded square tube steel is covered with 5/8" pressure-treated MarineTech plywood. A welded steel cage frame is filled with solid-block dense foam insulation and laminated to a galvanized steel exterior skin and an interior wall of vinyl-covered luan for the side and rear walls that give you the durability and strength you need. Glaval buses have a 5 year/100,000 mile limited warranty.

**Altoona
Tested**

5 Years/150,000 Miles

Pending

Specifications	
Chassis	Ford E350 Super Duty
Wheelbase	138"
Engine	Gas: 5.4 V-8, 6.8 V-10 or Diesel: 6.0L
Transmission	Electronic - 5 speed AOD
Tires	Wide Profile Radial
Exterior Height	114"
Exterior Width	84" (4" per side) add 8" for wheel flairs
Interior Height	78"
Interior Width	80"
Length	21'
GVWR	10,700 or 11,500

OVERLAND

CUSTOM COACH (2007) INC.



*Specifications subject to change without notice

Standard Features

- Chassis**
 - OEM Driver Seat
 - Ford E350 Chassis
 - Gas Engine: 5.4V-8, 6.8V-10, Diesel Engine: 6.0L
 - 130 Amp Alternator
 - 37 Gallon Fuel Tank
 - Automotive Air (R134A)
 - Electronic 5-Speed AOD Transmission
 - Four-Wheel Anti-Lock Brakes
 - Dual Batteries
 - Dual Electric Horns
 - Power Steering
 - Cruise Control
 - Tilt Steering
 - Intermittent Wipers
 - Driver's Air Bag
 - Dual Rear Wheels
 - Radial Tires
 - Chrome Grille
 - Halogen Aero Headlamps
 - AM/FM CD Player with 4 Speakers
- Conversion**
 - Daytime Running Lights
 - Fast Idle
 - Single-Piece Structural Panel Assembly Including Steel Frame, Dense Foam Insulation, and Lauan Laminated to Galvanneal Steel Exterior and Grey Vinyl-Coated Lauan Interior Walls and Ceiling
 - Galvanized Step Well
 - 5/8" Pressure-treated MarineTech Plywood Flooring
 - Flooring, Gray Koroseal Ribbed Center; Smooth Under Seats
 - ABS Front and Rear Cap
 - 32"x (22" or 46") Windows with T-Slides
 - Full View Curb Window
 - Non-Rusting, Manual Double Entry Door
 - Track Seating

Interior

- Electrical Panel
- Circuit Breakers
- Interior 12V Lighting
- Stepwell Lights
- Modesty Panel, Curb Side
- Stainless Steel Stanchion

Exterior

- White Exterior
- Fiberglass Composite Roof
- Side-Mounted Rear View Mirrors
- Rear Center Brake Light
- Rear Bumper, Powder Coated Steel
- Rear Mud Flaps
- Exterior Rub Rails
- Galvanized Steel Wheel Wells
- Undercoating with Warranty
- Window Drip Rail
- Front End Alignment
- 30" Manual Door

Popular Options

- Chassis**
 - Block Heater
 - Chrome Wheel Covers
 - Engine Alarm/Shutdown
 - Exhaust Streetside
 - Hour Meter
 - Hubodometer
 - Jack and Lug Wrench
 - Rear Air Bags
 - Rear Step Bumper
 - Romeo Rim Bumper (front/rear)
 - Spare Tire
 - Stainless Steel Wheel Inserts
 - Telma Retarder
 - Rear Tow Hooks
 - Slide-Out Battery Tray
 - Exhaust, Rear
 - Front Mud Flaps
 - Anti-Ride Bumper
 - Chrome Exhaust Deflector
- Climate Control**
 - Door Ajar Buzzer and Light
 - Electric Door, 30" with Ext. Key Switch
 - Electric Door, 40" with Ext. Key Switch
 - BD Battery with Slide-Out Tray
 - PA System
 - 12V Fluorescent Light
 - Side Directional Lights
 - Speakers
 - Mirrors, Exterior Remote Heated
 - Two-Way Radio Prep
 - TV/VCP Package
 - TV/DVD Package
 - Electric Package: AM/FM Cassette with 4 Speakers; Door Activated Dome Lights; Side Directionals.
- Electrical**
 - 200/170 Amp Alternator
 - AM/FM Cassette with 4 Speakers
 - AM/FM Cassette with Page and 4 Speakers
 - Defrost Fan
 - Destination Sign, Single
 - Destination Sign, Multiple
 - Dome Lights, Door Activated

- Painted Wheel Rims
- Various Graphics Packages
- Std. Blackout Windows
- Full Blackout Windows
- Painted Skirt
- Safety Package: Extinguisher; FA Kit; Triangles; Backup Alarm
- Retractable Seat Belts
- Driver Cam System

Paratransit

- ADA Lighting (Lift and Door)
- ADA Signs
- Belt Storage Box
- Interlock System (CA Approved)
- Padding Kit (CA Approved)
- Kinedyne Tiedowns
- Q-Straint Tiedowns
- Q-Straint Retractor System
- Lift Package, Braun Rear*
- Lift Package, Ricon Rear*

*Includes: Door; Lift; Park Interlock; ADA Signs; Door Activated Lift and Entrance Lighting; Rear Exhaust (rear exhaust available on rear lift models only)

Safety

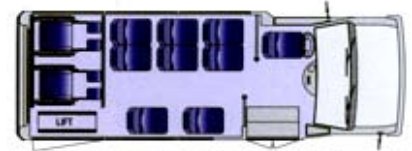
- Backup Alarm
- Escape Hatch, Standard
- Escape Hatch, Deluxe
- Exit Window Alarm
- Hand Rail, Entrance (right hand)
- Hand Rails, Overhead
- Mirror, 9" Round Convex
- Mirror, Cross View
- Mirror, Interior (6"x16")
- Triangles
- Additional Emergency Egress Window
- Fresnal Lens
- Manual Seat Belts

Exterior

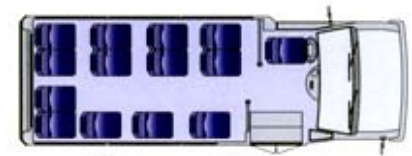
- Door, 40" Manual Entry
- Door, Rear Exit without Window
- Door, Rear Exit with 1 Window
- Door, Rear Exit with 2 Windows
- Driver's Aluminum Running Board
- Painted, Galvanneal Steel Skin Roof
- Stepwell, Stainless Steel
- Underbelly Steel
- Galvanized Floor
- Galvanized, All Structure
- Locking Fuel Door

Exterior Paint

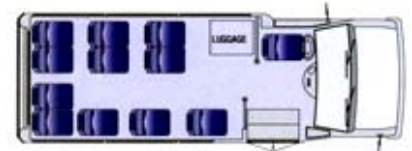
- Custom Paint/Custom Graphic



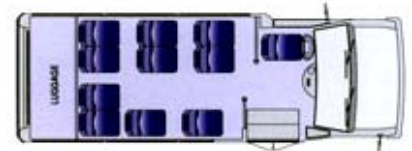
8 passengers plus 2 wheelchairs and driver.



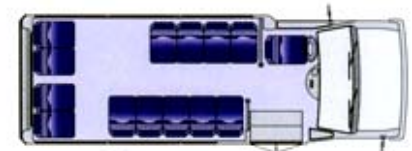
13 passengers plus driver.



11 passengers plus driver with luggage area.



10 passengers plus driver, with rear luggage area.



13 passengers plus driver.

Floor plans shown are only a few of the designs available. Due to continuous improvement and market changes, specifications and options subject to change without notice.

Contact:

Overland Custom Coach (2007) Inc.
R.R. #2, 21051 Nissouri Rd.
Thorndale, Ontario N0M 2P0
Phone: (519) 461-1140 Fax: (519) 461-0523
www.overlandcustomcoach.com

OVERLAND

CUSTOM COACH (2007) INC.