

EASY ON

Series



Easy On

Quick and easy passenger loading makes the Easy On bus the right choice for many shuttle applications. With floor plan options that seat up to 28 passengers, the Easy On is versatile enough to meet a wide variety of needs.

This extraordinary bus is built on an LF72 Workhorse custom chassis featuring an 8" low entry, with the optional kneeling feature. The chassis is built with StabilRide™ air-over-leaf-suspension and an integrated stabilizer bar that provides a comfortable ride and superior handling. With a powerful Duramax 6.6 liter engine and rugged Allison transmission, this is NOT your traditional bus!

Passengers can quickly board the Easy On bus, even with mobility aids such as wheelchairs and scooters, thanks to the optional ramp, greatly reducing loading and unloading times.

No steps, no lifts. . . just easy entry and egress. Easy On by Glaval Bus.

Specifications

Exterior Height	108"
Exterior Width (excluding mirrors)	102"
Exterior Length w/Std. Bumper	26'3" / 30'1"
Interior Height	86-1/2"
Interior Width	97-1/2"
Wheelbase	180"-226"
Aisle Width	16"
Clear Door Opening	40"
Std. Roof Vent (Add to Height)	4"
Entrance Height from Ground	10"
Entrance Height from Ground Kneeled	8"
GVWR	19,000
Front Axle GAWR	8,000
Rear Axle GAWR	12,000

"Steel-Safe" construction wraps passengers in strength and comfort. The steel subfloor is covered with 5/8" pressure-treated MarineTech plywood. A welded steel cage frame is

**Altoona
Tested**

10 Years/350,000 Miles

Glaval buses have a 5 year/100,000 mile limited warranty.

filled with solid-block dense foam insulation and laminated to a galvanized steel exterior skin and interior side and rear walls that give you durability and strength.

OVERLAND

CUSTOM COACH (2007) INC.



Specifications subject to change without notice

STANDARD FEATURES

Chassis

- (1) 145 Amp Alternator, (1) 40K Compressor
- 357" Turning Radius (30' Unit)
- 50 Gallon Fuel Tank
- Front Air Over Leaf Springs
- Rear Air Suspension
- Carraro® Axle Ratio: 5.13
- Low Profile Trailing Arm
- Duramax™ 6.6 Liter Engine
- Allison® 1000 Series™ Transmission

- Front Parabolic Taper Leaf w/Integrated Stabilizer Bar
- Drop Box, Custom Design - 14.6" Drop (Ratio 1:1)
- Hydraulic Disc Front and Rear Brakes
- Anti-Skid Brake System (ABS):HPB 4 Channel
- Park Brake: Foot Applied Drum
- Dual Batteries w/1380 CCA
- Daytime Running Lamps
- Control Interlock Between Door, Gear Shift and Ramp

Conversion

- "Steel-Safe" Constructed Floor, Roof & Sidewalls
- 5/8" Treated Plywood Flooring
- Vacuum Laminated Construction, Side and Rear
- Gray Koroseal Commercial Flooring w/Ribbed Aisle Cove Molding
- Fiberglass Composite Roof
- Electric Panel w/Circuit Breakers
- 12 Volt Interior Lighting
- Entryway Lights
- Track Seating
- AM/FM Stereo CD w/8 Speakers
- Rear Center Brake Light
- Window Drip Rails
- White Exterior

- Foamed In-Place Roof Insulation
- Complete Under-Coating
- Side Directional Lights
- 40" (Approx.) Aluminum Entry Doors (Electric)
- Headlights, 4" Round Taillights, Front Teardrop Markers
- No Driver Seat in Base
- 4-Piece Fiberglass Front w/ Tilt Forward Hood
- 3-Piece ABS Rear Cap, ABS Rear Wheel Well Flares
- 3-Piece Fiberglass Engine Cover
- Billet Grill
- Mirrors (Heated/Remote)
- Standard 32-1/2" x 22-1/2" or 46-1/2" Round Corner "T" Slider Windows

- Vinyl Covered Luan Ceiling & Interior Sidewalls
- Egress Window in Rear Wall
- Boxed-in Rear Wheel Wells
- Locking Fuel Cover
- Galvanized Steel Exterior
- Sound Barrier Treatment Around Drivers Island, Firewall, Engine Cover and Rear Wheel Wells
- Light Bar
- Sloped Entry
- Curbside Entrance Modesty Panel & Stanchion Rear Side of Entry
- Slide Out Battery Box on C.S. Front
- Front Side Windows with Sliders
- Steel Front & Rear Bumper
- Length: 26' and 30'

POPULAR OPTIONS

Climate Control

- EM3 & KR4 - Carrier 118K AC & 128K Heat
- EM3 & KR3 - Carrier 108K AC & 128K Heat
- 20K Entry Heater

Electrical

- Dual 145AMP OEM Alternator
- Defrost Fan
- Destination Sign, Single
- Destination Sign, Multiple
- Dome Lights, Door Activated
- Door Ajar Buzzer and Light
- PA System
- 12V Fluorescent Light
- Additional Speakers
- Two-Way Radio Prep
- TV/VCP or DVD Package
- LED Light Package

Transmission

- Electronic shift control

Suspension

- Kneeling Option

Exterior

- Door, Rear Exit without Window
- Door, Rear Exit w/1 Window
- Door, Rear Exit w/2 Windows
- 30" Curbside Rear Door
- Painted, Galvanneal Steel Skin Roof
- Stainless Steel Entry Pan
- Underbelly Steel
- Bonded Windows w/Full Blackout Paint

Exterior Paint

- Custom Paint/Custom Graphic
- Painted Wheel Rims
- Various Graphics Packages
- Std. Blackout Windows
- Full Blackout Windows
- Painted Skirt

Paratransit

- ADA Lighting
- ADA Signs
- Belt Storage Box
- Interlock System (CA Approved)
- Surelok Tiedowns
- Surelok Retractor System

- Q-Straint Tiedowns
- Q-Straint Retractor System
- Ricon® Powered Hydraulic Ramp
- *Includes: Park Interlock; ADA Signs; Door Activated Ramp and Entrance Lighting

Safety

- Backup Alarm
- Escape Hatch, Standard
- Escape Hatch, Deluxe
- Exit Window Alarm
- Hand Rail, Entrance (Right Hand)
- Hand Rails, Overhead
- Mirror, Interior (6"x16")
- Triangles
- Emergency Egress Window
- Fresnel Lens
- Safety Package: Extinguisher; FA Kit; Triangles; Backup Alarm
- Manual Seat Belts*
- Retractable Seat Belts*
- Underseat Retractable Seat Belts*

* Seat Belts Available Only on Forward Facing Seats

EASY ON

Series

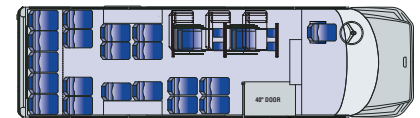
- Tilt Steering Column
- Cruise Control
- Variable Ratio ZF Gear (16.1-19.1)
- Pulse Windshield Wiper System
- Rear: Michelin® Energy XTA2 265/70R 19.5 Tires
- Front: Michelin® XZE2 265/70R 19.5 Tires
- Painted Steel Wheel Rims (19.5" x 7.5")



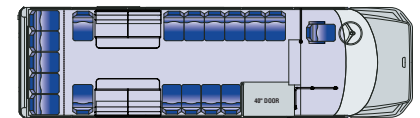
Create a floor plan to fit your specs



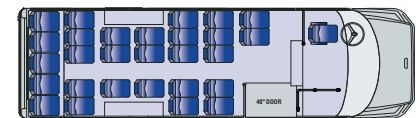
12 passengers, plus 2 wheelchairs and driver



19 passengers, plus 2 wheelchairs and driver



21 passengers and driver w/bench seats over wheel wells



28 passengers and driver

Floor plans shown are only a few of the designs available. Due to continuous improvement and market changes, specifications and options subject to change without notice.

Contact:

Overland Custom Coach (2007) Inc.
R.R. #2, 21051 Nissouri Rd.
Thorndale, Ontario N0M 2P0
Phone: (519) 461-1140 Fax: (519) 461-0523
www.overlandcustomcoach.com

OVERLAND

CUSTOM COACH (2007) INC.