

CONCORDE II



Concorde II shown with optional square bonded windows with full blackout

Cruise in Style and Strength!

The Concorde II boasts superior Glaval engineering and the attributes that offer a truly impressive medium-duty bus for a variety of applications!

Built on the rugged Ford F-650 airporter-style chassis with a Cummins engine and 2200 Allison transmission, its full air suspension and 22.5" wheels give you an unsurpassed ride and driving experience. The Concord II provides the ultimate in performance, comfort and durability. The rear kneeling feature makes accessing luggage compartments a breeze!

With sleek, aerodynamic styling, seating up to 44 passengers, a cutting edge front upper panoramic window for better viewing and durable "steel-cage" construction, the Concorde II is brawn and beauty, built for a long service life at an economical price.

Specifications

Model	Concorde II
Chassis	Ford F-650
Wheelbase	242"/281"
Engine	5.9L Cummins
Transmission	Allison 2200
Tires	Radial
Exterior Height	127"
Exterior Width	96" or 102"
Interior Height	78"
Interior Width	92" or 98"
Length	30'/32'/34'/36'/38'/40'
GVWR	26,000

Specifications subject to change without notice.

OVERLAND

CUSTOM COACH (2007) INC.



"Steel-Safe" construction wraps passengers in strength and comfort. The subfloor of welded rectangular tube steel is covered with 5/8" pressure-treated MarineTech plywood. A welded steel cage frame is filled with solid-block dense foam insulation and laminated to a galvanneal steel exterior skin and an interior wall of vinyl-covered lauan for the side and rear walls that give you the durability and strength you need. All Glaval buses have a 5-year/100,000 mile limited warranty.

Altoona Tested

Pending

10 Years/350,000 Miles

Contact:

Overland Custom Coach (2007) Inc.
 R.R. #2, 21051 Nissouri Rd.
 Thorndale, Ontario N0M 2P0
 Phone: (519) 461-1140 Fax: (519) 461-0523
www.overlandcustomcoach.com

CONCORDE II

Standard Features

Chassis

- Ford F-650
- Cummins 5.9L
- 270 Amp LN
- Duel 50 Gallon Fuel Tanks
- Allison Transmission (2200)
- Brakes, Front and Rear
- Spring Actuated Park Break
- Automotive Air
- Rear Air Suspension with Dump Valve
- Easy Tilt Hood
- Intermittent Wipers
- 3 Batteries 2700 CCA
- Slide-Out Battery Tray
- Cruise Control
- High Idle
- Power Steering
- Tilt Steering
- Dual Rear Wheels (22.5")
- Radial Tires
- Halogen Headlamps
- Block Heater
- Dual Cab Doors (Air Porter)
- Air Ride Driver's Seat
- 22.5" Tires
- Front Tow Hooks
- AM/FM CD Player with 8 speakers
- Upper Panoramic Window

Conversion

- Single-Piece Structural Panel Assembly Including Steel Frame, Dense Foam Insulation, and Luan Laminated to Galvanneal Steel Exterior and Grey Vinyl-Coated Luan Interior Walls and Ceiling
- Galvanneal Step Well
- 5/8" Pressure-Treated MarineTech Plywood Flooring
- Flooring, Gray Koroseal Ribbed Center; Smooth Under Seats; Cove Molding
- Fiberglass Front and ABS Rear Cap
- Fiberglass Fuel Tank Covers
- 32"x (22", 46" Windows with T-Slides)
- Electric Door, 30" with Aluminum Frame and Ext. Key Switch
- Track Seating

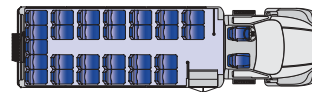
Interior

- Electrical Panel
- Circuit Breakers

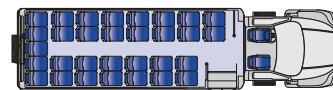
- Interior 12V Lighting
- Stepwell Lights
- Curbside Stainless Steel Stanchion
- Curbside Entrance Modesty Panel
- Flat Floor

Exterior

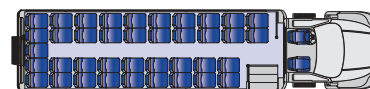
- White Exterior
- Fiberglass Composite Roof
- Full Length Metal Skirts
- Rear Center Brake Light
- 10 Ga. Rear Bumper, Powder Coated Steel
- Rear Mud Flaps
- Undercoating with Warranty
- Window Drip Rail
- Front End Alignment
- Mirrors, Exterior Remote
- Side Directional Lights
- Chrome Front Bumper and Grill
- License Plate Holder



27 passengers plus Driver and 1 in Cab



31 passengers plus Driver and 1 in Cab



39 passengers plus Driver and 1 in Cab

Optional Features

Chassis

- CAT C7
- Aluminum Wheels
- Engine Alarm/Shutdown
- Exhaust Streetside
- Hour Meter
- Hubodometer
- Spare Tire (shipped loose)
- Stainless Steel Wheel Inserts
- Telma Retarder
- Rear Tow Hooks
- Romeo Rim Rear Bumper
- Anti-Ride Bumper
- Chrome Exhaust Deflector


- 12V Fluorescent Light
- Speakers
- Two-Way Radio Prep
- TV/VCR or DVD Package; LCD Monitors
- Electric Package: AM/FM Cassette with 8 Speakers
- Door Activated Dome Lights
- Premium Sound System
- 20" LCD TV w/DVD Player

- Belt Storage Box
- Interlock System (CA Approved)
- Padding Kit (CA Approved)
- Kinedyne Tiedowns
- Q-Straint Tiedowns
- Q-Straint Retractor System
- Lift Package, Braun Front*
- Lift Package, Braun Rear*
- Lift Package, Ricon Front*
- Lift Package, Ricon Rear*
- *Includes: Doors; Lift; Park Interlock; ADA Signs; Door Activated Lift and Entrance Lighting


- Safety Package: Extinguisher; FA Kit; Triangles; Backup Alarm
- Manual Seat Belts
- Retractable Seat Belts
- Underseat Retractable Belts

Interior

- Carpeted Walls
- Ceiling Feature Panel and Modesty Panel Treatment
- Koroseal Flooring Color Choice
- Seating: Freedman or Amaya, Various Fabric Levels Available



35 Passengers plus Driver and 1 in Cab, with secure rear cargo area.



39 passengers plus Driver and 1 in Cab

Climate Control

- 108,000-120,000 BTU Air Conditioning
- Roof-Top Air Conditioning
- 35,000 BTU Heater
- 65,000 BTU Heater
- Ducted Air System (Carrier Air Conditioning Available)

Exterior


- Door, Rear Exit without Window
- Door, Rear Exit with 1 Window
- Door, Rear Exit with 2 Windows
- Painted, Galvanneal Steel Skin Roof
- Solid Windows
- Stepwell, Stainless Steel
- Underbelly Steel
- Galvanized Floor
- Galvanized, All Structure

Safety


- Backup Alarm
- Escape Hatch, Standard
- Escape Hatch, Deluxe
- Exit Window Alarm
- Hand Rail, Entrance (right hand)
- Hand Rails, Overhead
- Mirror, 9" Round Convex
- Mirror, Cross View
- Triangles
- Emergency Egress Window
- Fresnal Lens

Luggage/Storage

- Interior Luggage Racks (various sizes)
- Overhead Luggage Racks w/Lights
- Under Floor Luggage Compartment
- Rear Drop Floor Luggage Compartment
- Moveable Luggage Wall



39 Passengers plus Driver and 1 in Cab, with secure rear cargo area.



43 passengers plus Driver and 1 in Cab

Electrical

- Defrost Fan
- Destination Sign, Single
- Destination Sign, Multiple
- Dome Lights, Door Activated
- Door Ajar Buzzer and Light
- Electric Door, 40" with Aluminum Frame and Ext. Key Switch
- Keyless Entry
- 8D Battery with Slide-Out Tray
- PA System

Exterior Paint

- Custom Paint/Custom Graphics
- Painted Wheel Rims
- Various Graphics Packages
- Std. Blackout Windows
- Full Blackout Windows
- Painted Skirt

Paratransit

- ADA Lighting (Lift and Door)
- ADA Signs

Floor plans shown are only a few of the designs available.

Due to continuous improvement and market changes, specifications and options subject to change without notice.

Contact:

R.R. #2, 21051 Missouri Rd.
 Thorndale, Ontario N0M 2P0
 Phone: (519) 461-1140 Fax: (519) 461-0523
 www.overlandcustomcoach.com

OVERLAND

CUSTOM COACH (2007) INC.