

# EnTourage



## Glaval's "Road Warrior"

The commanding Entourage is a quiet, comfortable, durable galvanized steel frame ride for shuttle services, transit routes, or tour and coach operations.

With a full range of floor plans for up to 33 passengers, the Entourage is versatile, economical and flexible to suit a wide variety of applications in your fleet.

If ACCESSIBLE equipment is required, a wide range of wheelchair lifts, tie-down restraints and floor plans are also available.

Built with a powerful 6.8L Triton V-10 Gas or Diesel engine and rugged TorqShift transmission, this model delivers durability and strength.

When the application calls for quality, customization and reliability, **the EnTourage Delivers!**

**Glaval Bus has a 5-year, 160,000 km limited warranty.**

Specifications	
Model	Entourage
Chassis	Ford F-550
Wheelbase	201" / 228" / 252"
Engine	6.8L Gas / 6.4L Diesel
Transmission	TorqShift 5 Speed w/OD
Tires	Radial
Exterior Height	120"
Exterior Width	96"
Interior Height	78"
Interior Width	92"
Length	29' / 31' / 33'
GVWR	19,500 lbs

"Steel-Safe" construction wraps passengers in strength and comfort. The subfloor of welded rectangular tube steel is covered with 5/8" pressure treated Marine Tech plywood. A welded steel cage is filled with solid-block dense foam insulation and laminated to a galvanneal steel wall of vinyl-covered lauan for the side and rear walls that give you the durability and strength you need.

**Altoona Tested**  
10 year/350,000 mile  
Pending

**OVERLAND**  
CUSTOM COACH (2007) INC.



ISO 9001 2000 certified

## Standard Features

- Galvanized "Steel-Safe" Construction
- Fiberglass Front Cap
- T-Slide Windows
- LED Step Well Lights
- Track Seating
- Curbside Entrance Modesty Panel
- Rub Rails
- Complete Undercoating
- Flat Floor
- Galvanized Steel Step Well
- 5/8" Treated Plywood Flooring
- Gray Koroseal Rubber Flooring
- Cove Molding
- Vacuum Laminated Walls
- Fiberglass Composite Roof
- Large Morview Window
- 30" Electric Aluminum Double Doors
- Electric Panel w/Fuses
- Vinyl Covered Luan Ceiling and Interior Walls
- AM/FM/CD/MP3 w/Clock Stereo w/8 Speakers
- Rear Center Brake Light
- Rear Mud Flaps
- Steel Rear Bumper
- Window Drip Rails
- White Exterior
- Foam Roof Insulation
- Front End Alignment

### GAS

<b>Engine:</b>	6.8L Tritan V-10
<b>Transmission:</b>	TorqueShift 5 Speed Automatic w/Overdrive
<b>Seating Capacity:</b>	Up to 33 Passengers
<b>Wheels:</b>	19.5" Steel Wheels
<b>Tires:</b>	BSW 225/70R19.5
<b>Alternators:</b>	Single 157 Amp
<b>Brakes:</b>	Hydraulic – Split System Disc. Front & Rear With Automatic Adjustment. 4 Wheel ABS
<b>Fuel System:</b>	40 Gallon Tank Behind Rear Axle
<b>Batteries:</b>	1 – 650 CCA (Under Hood)
<b>Exhaust System:</b>	Aluminized Stainless Steel
<b>Radio:</b>	AM/FM/CD/MP3 with Digital Clock and 8 Speakers
<b>Chassis:</b>	Ford F-550

### Diesel

<b>Engine:</b>	Diesel
<b>Transmission:</b>	TorqueShift 5 Speed Automatic w/Overdrive
<b>Seating Capacity:</b>	Up to 33 Passengers
<b>Wheels:</b>	19.5" Steel Wheels
<b>Tires:</b>	BSW 225/70R 19.5
<b>Alternators:</b>	Duel: 200 Amp & 120 Amp
<b>Brakes:</b>	Hydraulic – Split System Disc. Front & Rear With Automatic Adjustment. 4 Wheel ABS
<b>Fuel System:</b>	Dual Tanks – 40 Gallon Tank behind Rear Axle And 19 Gallon Tank in Front of Rear Axle (59 Gallon Total)
<b>Batteries:</b>	2 – 750 CCA (Under Hood)
<b>Exhaust System:</b>	Aluminized Stainless Steel
<b>Radio:</b>	AM/FM/CD/MP3 with Digital Clock and 8 Speakers
<b>Chassis:</b>	Ford F-550

## Popular Options

- LED Interior Package
- Underbelly Steel
- LED Exterior Package
- Spare Tire
- Overhead Luggage Racks
- Rear Exit Door with 1 or 2 Windows
- Carpeted Walls
- Ceiling Feature Panel
- Altro Flooring
- Interior Luggage Racks
- Rear Luggage Compartment
- Removable Luggage Wall
- Sliding Luggage Wall
- Cargo Netting
- Multiple Lift Packages
- 40" Electric Door w/o or wo Exterior Key Switch
- Fabric Insert on Overhead Luggage Racks
- Hour Meter
- Painted Galvanneal Steel Roof Skin
- Hubodometer
- Accessible Package
- Jack and Lug Wrench
- Stainless Steel Stepwell
- Rear Step Bumper
- Mor/Ryde Rear Suspension
- Romeo Rim Rear Bumper
- Stainless Steel Wheel Inserts
- Rear Tow Hooks
- Anti-Ride Bumper
- TV or DVD Package
- Full Galvanized Structure-Standard
- Bonded Windows w/Full Blackout

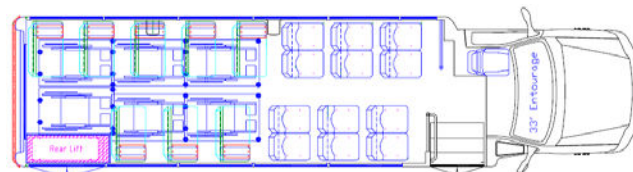
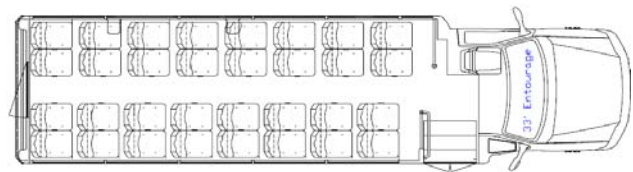
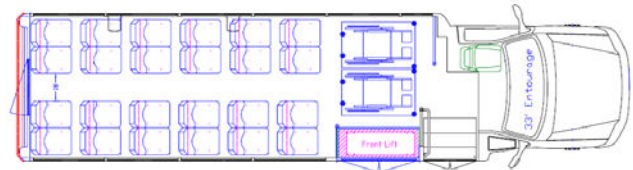
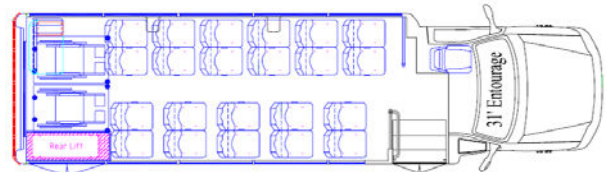
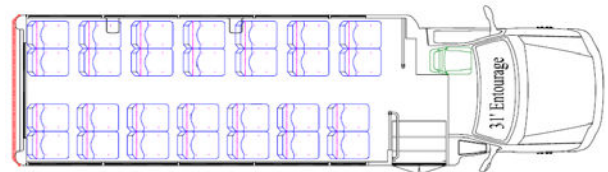
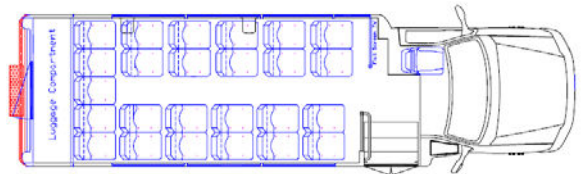
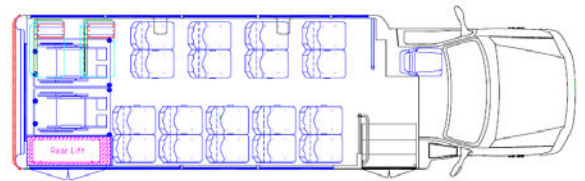
## Dimensions:

Overall Length (Bumper to Bumper)	29' / 31' / 33'
Wheelbase:	201" / 228" / 252"
Front Overhang:	37-3/8"
Overall Width:	96"
Overall Height:	120"
Interior Height:	78"
Aisle Width:	18"
Clear Door Opening:	30"
Floor Height from Ground:	42-1/2"
Ground to First Step:	10-1/4"
Step Riser:	9-5/8"
Step Tread:	10"
Step Width:	34"
Front Axle Rating:	7,000 lbs
Rear Axle Rating:	14,760 lbs
Gros Vehicle Weight Rating:	19,500 lbs



**RR#2, 21051 Nissouri Rd  
Thorndale, ON N0M 2P0  
519-461-1140 (fax) 461-0523**

[www.overlandcustomcoach.com](http://www.overlandcustomcoach.com)



\* Due to continuous improvements and market changes, specifications and options subject to change without notice